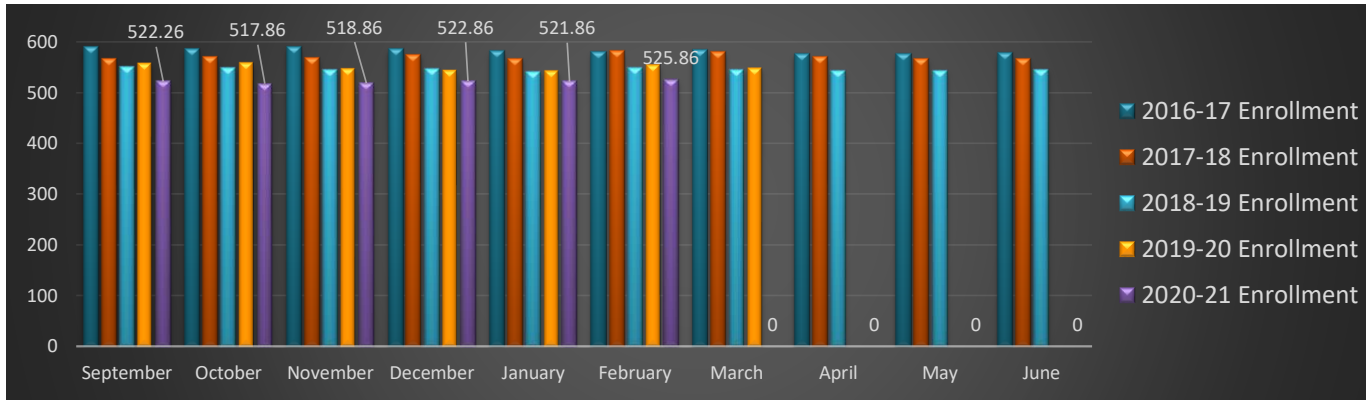
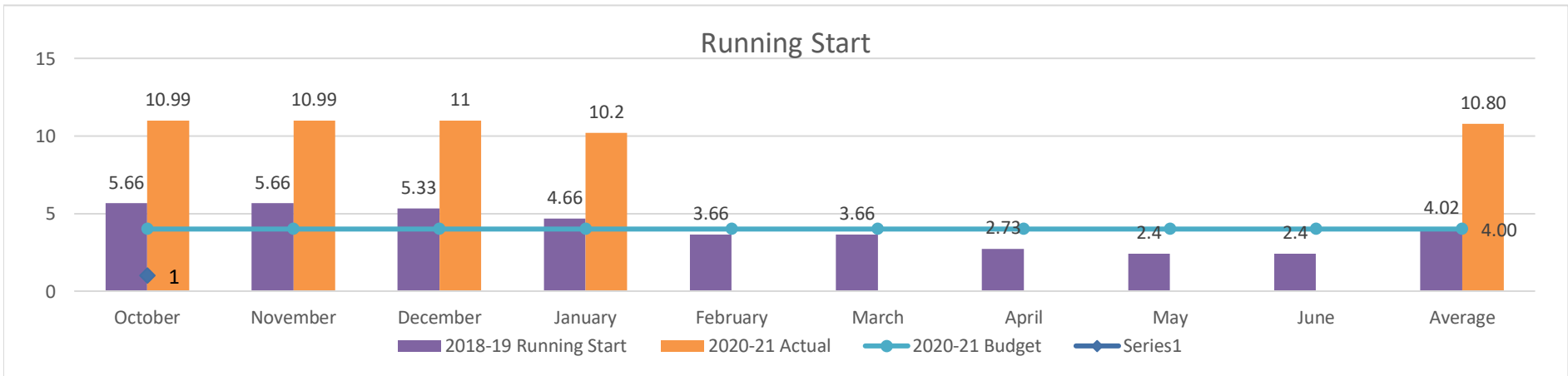
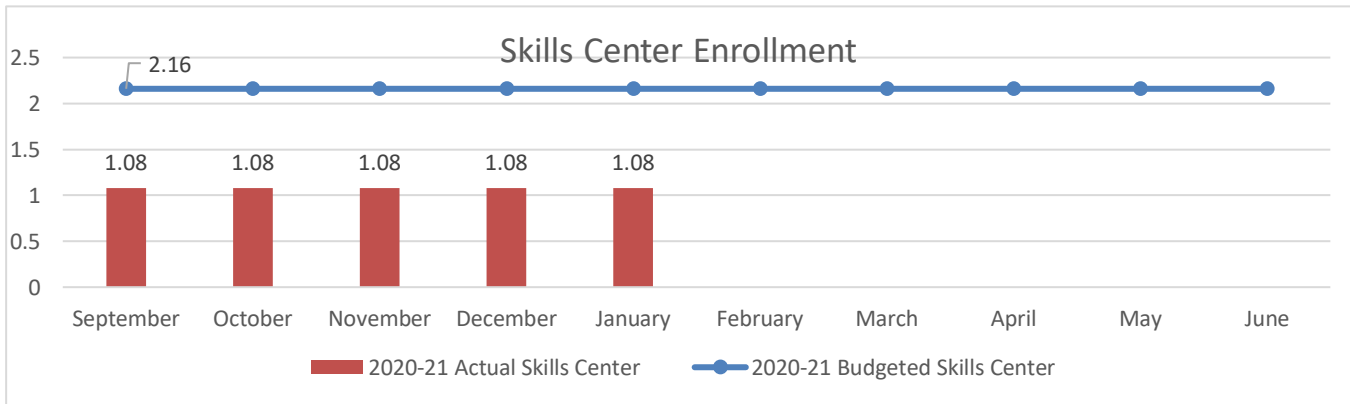
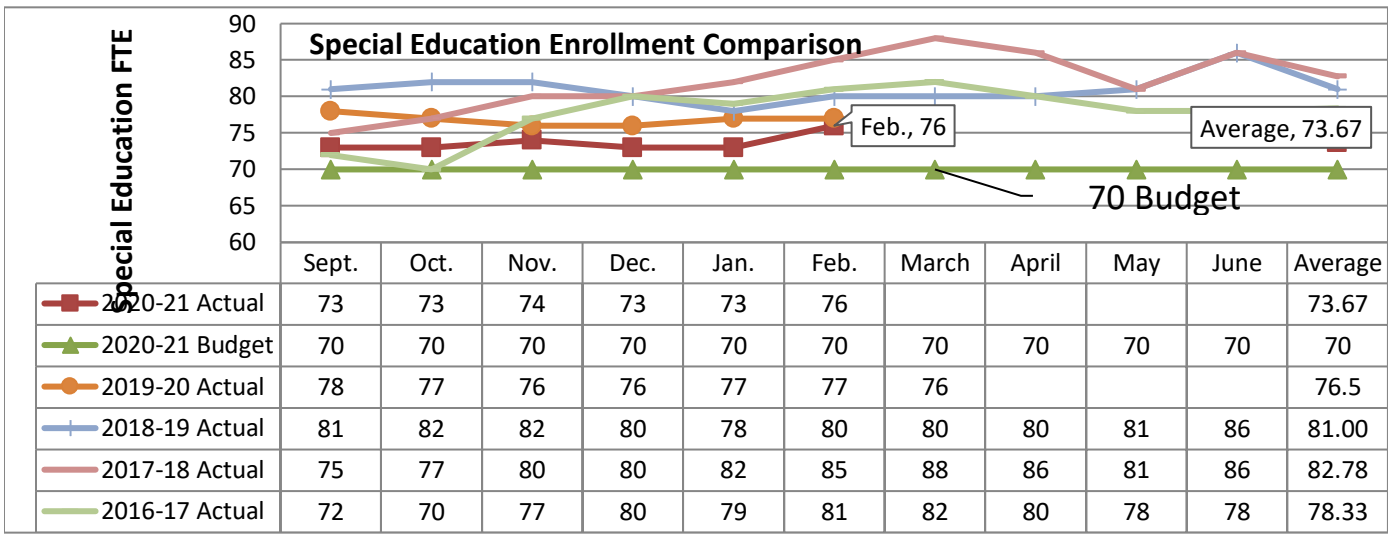


## 2019-20 ENROLLMENT OVERVIEW



	September	October	November	December	January	February	March	April	May	June	Average
2020-21 Enrollment	522.26	517.86	518.86	522.86	521.86	525.86					<b>521.59</b>
2019-20 Enrollment	557.56	558.51	547.06	543.63	542.63	554.84	548.16				<b>551.38</b>
2018-19 Enrollment	549.63	548.47	545.64	546.67	541.52	547.52	544.41	542.82	542.93	545.63	<b>545.52</b>
2017-18 Enrollment	566.74	570.15	568.15	573.91	566.91	581.63	580.63	570.87	565.92	565.7	<b>571.06</b>
2016-17 Enrollment	589.72	586.54	590.54	585.54	581.29	580.11	584.11	576.11	576.11	577.86	<b>582.79</b>
2015-16 Enrollment	584.18	582.18	582.18	583.18	585.18	585.18	584.18	589.18	590.18	590.18	<b>585.58</b>
1 Year Difference	-35.30	-40.65	-28.20	-20.77	-20.77	-28.98					-29.79
2 Year Difference	-27.37	-30.61	-26.78	-23.81	-19.66	-21.66					-23.93
3 Year Difference	-44.48	-52.29	-49.29	-51.05	-45.05	-55.77					-49.47
4 Year Difference	-67.46	-68.68	-71.68	-62.68	-59.43	-54.25					-61.20
5 Year Difference	-61.92	-64.32	-63.32	-60.32	-63.32	-59.32					-63.99

		Budget	Sept. Actual	Oct. Actual	Nov. Actual	Dec. Actual	Jan. Actual	Feb. Actual	March Actual	April Actual	May Actual	June Actual	Average Actual	Difference Actual
<b>K</b>		52	50	50	52	55	53	53					52.17	0.17
<b>1</b>	<b>44</b>	44	44	44	43	43	43	43					43.33	-0.67
<b>2</b>	<b>29</b>	45	43	42	42	42	41	42					42.00	-3.00
<b>3</b>	<b>30</b>	32	31	30	29	29	29	31					29.83	-2.17
<b>4</b>	<b>45</b>	26	25	25	25	25	26	26					25.33	-0.67
<b>5</b>	<b>45</b>	43	39	39	39	40	40	40					39.50	-3.50
<b>6</b>	<b>40</b>	45	45	45	44	44	43	44					44.17	-0.83
<b>7</b>	<b>41</b>	42	44	44	45	46	46	44					44.83	2.83
<b>8</b>	<b>37</b>	39	36	35	36	35	37	38					36.17	-2.83
<b>9</b>	<b>42</b>	37	43	43	43	44	44	44					43.50	6.50
<b>10</b>	<b>46</b>	42	44	44	46	47	48	47					46.00	4.00
<b>11</b>	<b>46</b>	43	40.54	40.54	38.54	36.54	35.54	37.54					38.21	-4.79
<b>12</b>	<b>58.87</b>	40	37.72	36.32	36.32	36.32	36.32	36.32					36.55	-3.45
		<b>530</b>	<b>522.26</b>	<b>517.86</b>	<b>518.86</b>	<b>522.86</b>	<b>521.86</b>	<b>525.86</b>	<b>0</b>	<b>0</b>	<b>0</b>	<b>0.00</b>	<b>521.59</b>	<b>-8.41</b>



**CHANGES TO ENROLLMENT**

	October					November					December					January					February					March					April					hs	m							
	hs	m	x	g	o	c	hs	m	x	g	o	c	hs	m	x	g	o	c	hs	m	x	g	o	c	hs	m	x	g	o	c	hs	m	x	g	o			c	hs	m	x	g	o	c
K																			1	1																								
1							1												1																									
2	1																		1																									
3	1						1																																					
4																																												
5																																												
6							1												1																									
7																																												
8		1					1																																					
9							1																																					
10																																												
11							1	1					1						1																									
12																																												

TOTALS

- 11 hs-homeschool
- 7 m=moved
- 0 x=exchange student
- 0 g=graduated
- 0 o=online
- 1 c=choice
- 2 unknown

Davenport Enrollment Trend	1st Yr ADK							Budget	Actual	Budget
	2013-14	2014-15	2015-16	2016-17	2017-18	2018-19	2019-20	2020-21	2020-21	2021-22
<b>K</b>	45.20	49.22	48.40	37.10	43.30	43.00	50.29	52.00	52.17	50
<b>1</b>	38.30	46.89	46.60	45.70	36.50	28.90	45.29	44.00	43.33	52.17
<b>2</b>	29.40	42.33	49.70	46.80	44.20	30.30	32.29	45.00	42.00	43.33
<b>3</b>	42.50	32.78	40.90	46.70	45.30	45.40	26.00	32.00	29.83	42.00
<b>4</b>	39.80	44.22	32.90	43.10	43.40	43.70	43.00	26.00	25.33	29.83
<b>5</b>	37.20	45.78	48.70	35.10	42.60	40.50	45.71	43.00	39.50	25.33
<b>6</b>	49.80	43.67	47.60	45.50	33.30	39.30	42.71	45.00	44.17	39.50
<b>7</b>	44.40	60.56	42.40	48.28	46.10	36.60	40.00	42.00	44.83	44.17
<b>8</b>	51.70	46.67	62.00	43.50	44.32	42.70	37.14	39.00	36.17	44.83
<b>9</b>	44.60	52.89	44.60	63.89	46.20	47.33	43.87	37.00	43.50	36.17
<b>10</b>	40.22	45.75	54.25	47.40	58.28	46.73	46.35	42.00	46.00	43.50
<b>11</b>	37.53	32.62	36.28	48.31	42.93	58.00	43.17	43.00	38.21	42.00
<b>12</b>	44.26	31.30	32.30	31.42	44.63	43.07	54.52	40.00	36.55	35.21
<b>Total</b>	544.91	574.68	586.63	582.80	571.06	545.53	550.34	530.00	521.60	528.04

Year to Year % Change	5.96%	5.46%	2.08%	-0.65%	-2.01%	-4.47%	0.88%	-3.70%	-1.59%	1.24%
				<b>-3.83</b>	<b>-11.74</b>	<b>-25.53</b>	<b>4.81</b>	<b>-20.34</b>	<b>-28.74</b>	<b>6.44</b>

Budgeted	520.00	535.00	570.00	570.00	560.00	535.00	536.00	530.00
Budgeted % of Actual	104.8%	107.4%	102.9%	102.2%	102.0%	102.0%	102.7%	0.0%
Growth over Summer	33.12	31.67	10.55	3.76	-11.12	-43.44	11.93	-25.90
Start of year	545.56	569.09	584.18	589.72	566.74	522.26	557.56	522.26
End of year	537.42	573.63	585.96	577.86	565.70	545.63	548.16	
Growth thru School Year	-8.14	4.54	1.78	-11.86	-1.04	23.37	-9.40	

								Budget	Actual
SPED Actual	60.11	66.56	73.11	78.33	82.78	81.00	76.50	70	73.67

								Budget	Actual
RS ACTUAL	5.84	11.41	10.73	12.10	9.03	4.02	4.97		
% Inc/Dec	27.23%	95.38%	-5.96%	12.77%	-25.37%	-55.51%	23.70%	4	10.80
	550.75	586.09	597.36	594.9	580.09	549.55	555.31		