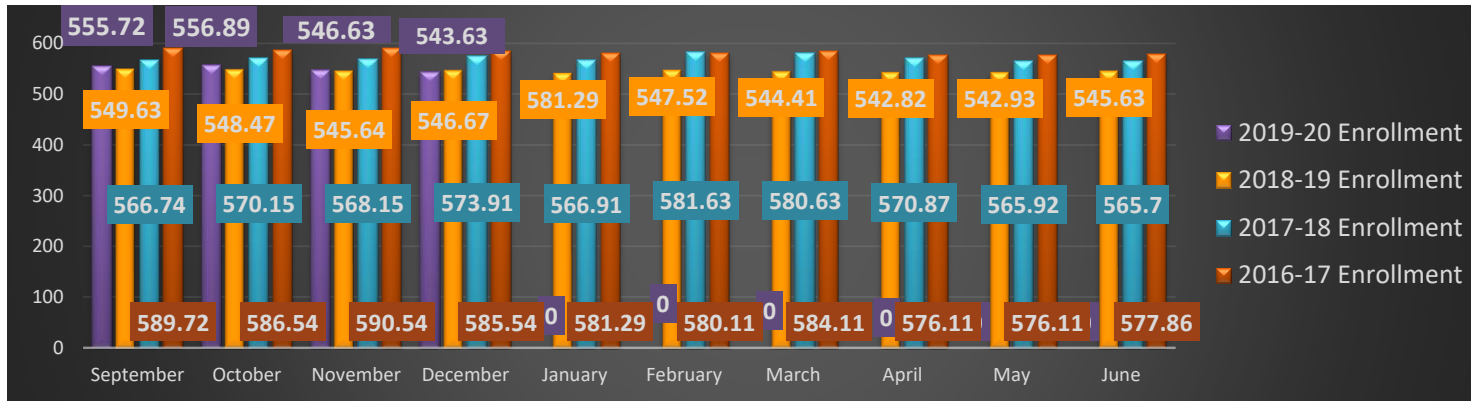


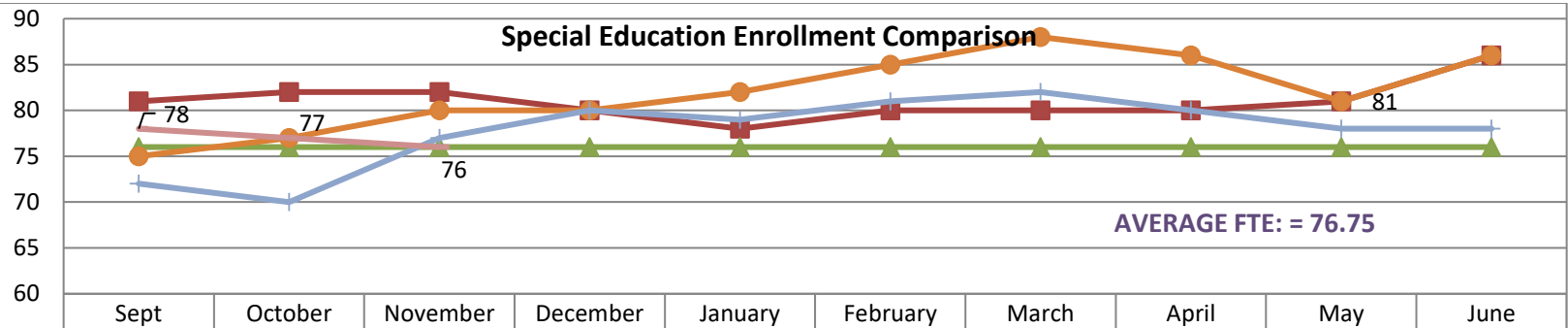
2019-20 ENROLLMENT OVERVIEW



	September	October	November	December	January	February	March	April	May	June	Average
2019-20 Enrollment	555.72	556.89	546.63	543.63							555.72
2018-19 Enrollment	549.63	548.47	545.64	546.67	541.52	547.52	544.41	542.82	542.93	545.63	545.52
2017-18 Enrollment	566.74	570.15	568.15	573.91	566.91	581.63	580.63	570.87	565.92	565.7	571.06
2016-17 Enrollment	589.72	586.54	590.54	585.54	581.29	580.11	584.11	576.11	576.11	577.86	582.79
2015-16 Enrollment	584.18	582.18	582.18	583.18	585.18	585.18	584.18	589.18	590.18	590.18	585.58
1 Year Difference	6.09	8.42	0.99	-3.04							10.20
2 Year Difference	-11.02	-13.26	-21.52	-30.28							-15.34
3 Year Difference	-34	-29.65	-43.91	-41.91							-27.07
4 Year Difference	-28.46	-25.29	-35.55	-39.55							-29.86

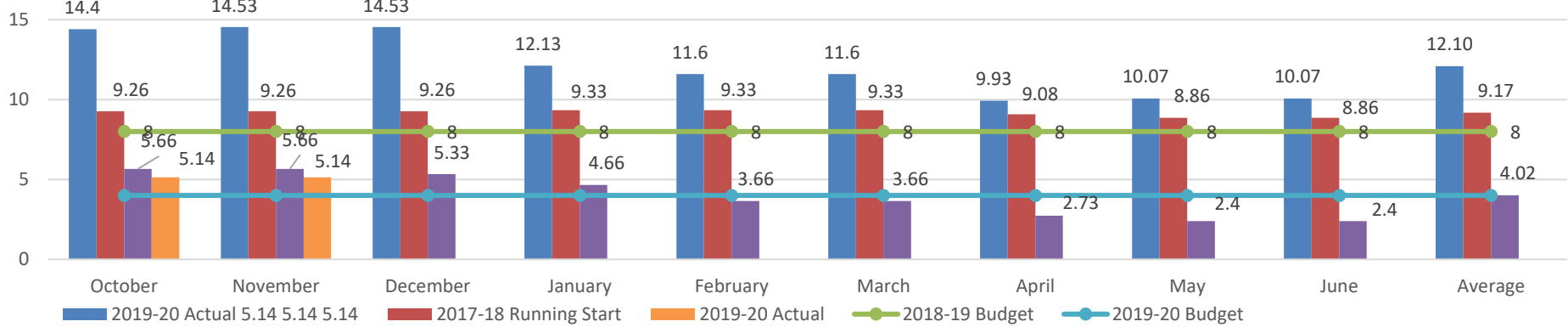
		Sept.	Oct.	Nov.	Dec.	Jan.	Feb.	March	April	May	June	Average	Difference
	Jun-19	Budget	Actual	Actual	Actual	Actual	Actual	Actual	Actual	Actual	Actual	Actual	Actual
K		43	47	47	47	46						46.75	3.75
1	44	43	46	47	45	45						45.75	2.75
2	29	29	33	33	32	32						32.50	3.50
3	30	30	26	26	26	26						26.00	-4.00
4	45	45	43	43	43	43						43.00	-2.00
5	45	44	46	46	46	46						46.00	2.00
6	40	40	44	44	43	42						43.25	3.25
7	41	39	41	42	40	40						40.75	1.75
8	37	36	37	38	37	37						37.25	1.25
9	42	42	45.16	45.16	44.16	45.16						44.91	2.91
10	46	47	45.16	46.49	46.16	46.16						45.99	-1.01
11	46	44	43.9	42.9	42.4	42.4						42.90	-1.10
12	58.87	54	58.5	56.34	54.91	52.91						55.67	1.67
		536	555.72	556.89	546.63	543.63						550.72	14.72

Special Education FTE

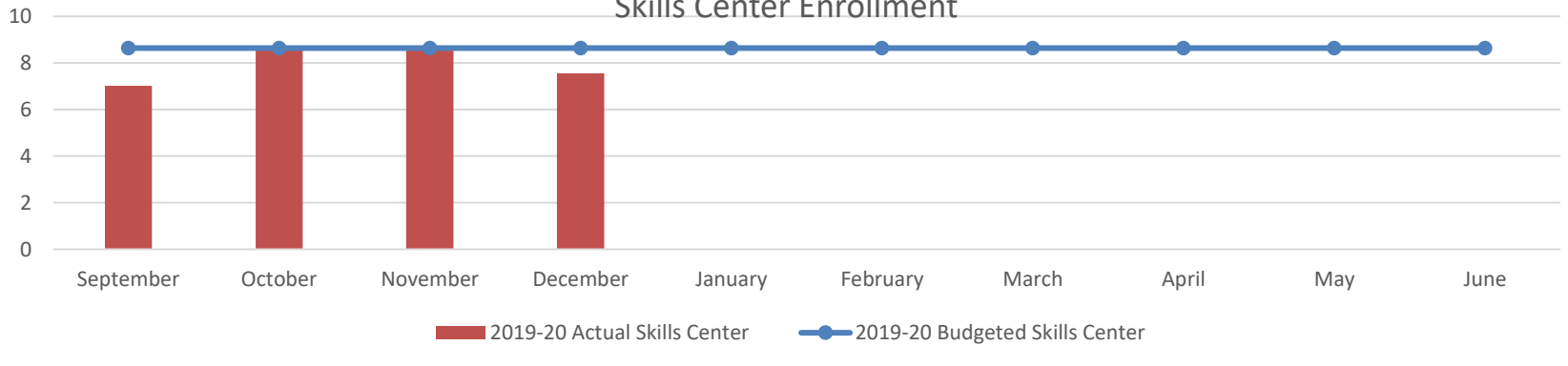


	Sept	October	November	December	January	February	March	April	May	June
2018-19 Actual	81	82	82	80	78	80	80	80	81	86
2019-20 Budget	76	76	76	76	76	76	76	76	76	76
2017-18 Actual	75	77	80	80	82	85	88	86	81	86
2016-17 Actual	72	70	77	80	79	81	82	80	78	78
2019-20 Actual	78	77	76							

Running Start



Skills Center Enrollment



CHANGES TO ENROLLMENT

	October						November						December						January						February					
	hs	m	x	g	o	c	hs	m	x	g	o	c	hs	m	x	g	o	c	hs	m	x	g	o	c	hs	m	x	g	o	c
K													1																	
1							2																							
2							1																							
3																														
4																														
5																														
6							1							1																
7							2																							
8							1							1																
9							2																							
10											1																			
11					1	1																								
12		2			1		1		1				1		1															
	0	2	0	0	2	1	0	10	0	1	1	0	2	2	1	0	0	0	0	0	0	0	0	0	0	0	0	0	0	0

TOTALS

- 1 hs-homeschool
- 14 m=moved
- 1 x=exchange student
- 1 g=graduated
- 3 o=online
- 1 c=choice
- 21